

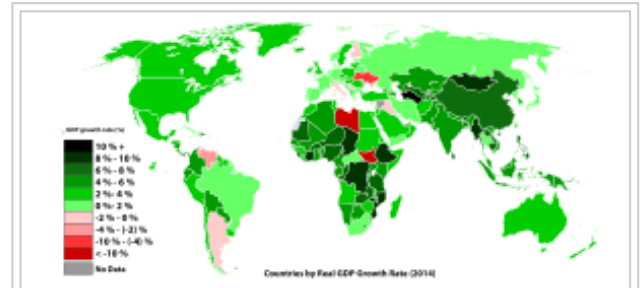
List of countries by real GDP growth rate

From Wikipedia, the free encyclopedia

This article includes a list of countries in the world sorted by their gross domestic product (GDP) growth rate, the rate of growth of the value of all final goods and services produced within a state in a given year. The list uses data mostly derived from 2014 estimates from the CIA World Factbook.

Contents

- 1 List
- 2 Cumulative real growth
- 3 See also
- 4 References and Notes
- 5 External links










































countries by real GDP growth rate (2014).





List




















Denotes a G-20 major economy.





























Rank	Country	Real 2014 GDP growth rate (%) ^[1]
-	 <i>Macau</i> ^[2]	11.90
-	 <i>Turks and Caicos Islands</i> ^[3]	11.20 (2007 est.)
1	 Turkmenistan	10.10
2	 Chad	9.60
3	 Monaco	9.30
4	 Mongolia	9.10
5	 Democratic Republic of the Congo	8.60
6	 Ivory Coast	8.50
6	 Myanmar	8.50
8	 Mozambique	8.30
9	 Ethiopia	8.20
10	 Sierra Leone	8.00
11	 Laos	7.40
11	 China ^[4]	7.40
11	 The Gambia	7.40
14	 Cambodia	7.20
14	 Tanzania	7.20
16	 Sri Lanka	7.00
16	 Nigeria	7.00
16	 Uzbekistan	7.00
19	 Mauritania	6.80
20	 Burkina Faso	6.70
21	 Timor-Leste	6.60
21	 Panama	6.60
23	 Zambia	6.50
23	 Qatar	6.50
25	 Bhutan	6.40
26	 Niger	6.30
27	 Bangladesh	6.20
27	 Philippines	6.20
-	 <i>Niue</i> ^[5]	6.20 (2003 est.)
-	 <i>Gibraltar</i> ^[6]	6.00 (2008 est.)
30	 Republic of Congo	6.00
30	 Rwanda	6.00
30	 Tajikistan	6.00
33	 Uganda	5.90
33	 Mali	5.90
33	 Malaysia	5.90

36	 Bolivia	5.80
36	 Papua New Guinea	5.80
38	 Malawi	5.70
39	 India	5.60
39	 Togo	5.60
39	 Laos	5.60
42	 Nepal	5.50
42	 Benin	5.50
42	 Vietnam	5.50
42	 Djibouti	5.50
46	 Kenya	5.30
46	 Dominican Republic	5.30
46	 Brunei	5.30
49	 Indonesia	5.20
50	 Cameroon	5.10
50	 Gabon	5.10
52	 Colombia	5.00
52	 Sao Tome and Principe	5.00
52	 Georgia	5.00
55	 Burundi	4.70
56	 Kazakhstan	4.60
57	 Senegal	4.50
57	 Azerbaijan	4.50
57	 Ghana	4.50
57	 Maldives	4.50
61	 Botswana	4.40
62	 United Arab Emirates	4.30
62	 Lesotho	4.30
62	 Namibia	4.30
65	 Kyrgyzstan	4.10
65	 Pakistan	4.10
67	 Paraguay	4.00
67	 Nicaragua	4.00
67	 Algeria	4.00
67	 Ecuador	4.00
71	 Angola	3.90
71	 Comoros	3.90
71	 Bahrain	3.90
74	 Fiji	3.80
74	 Haiti	3.80

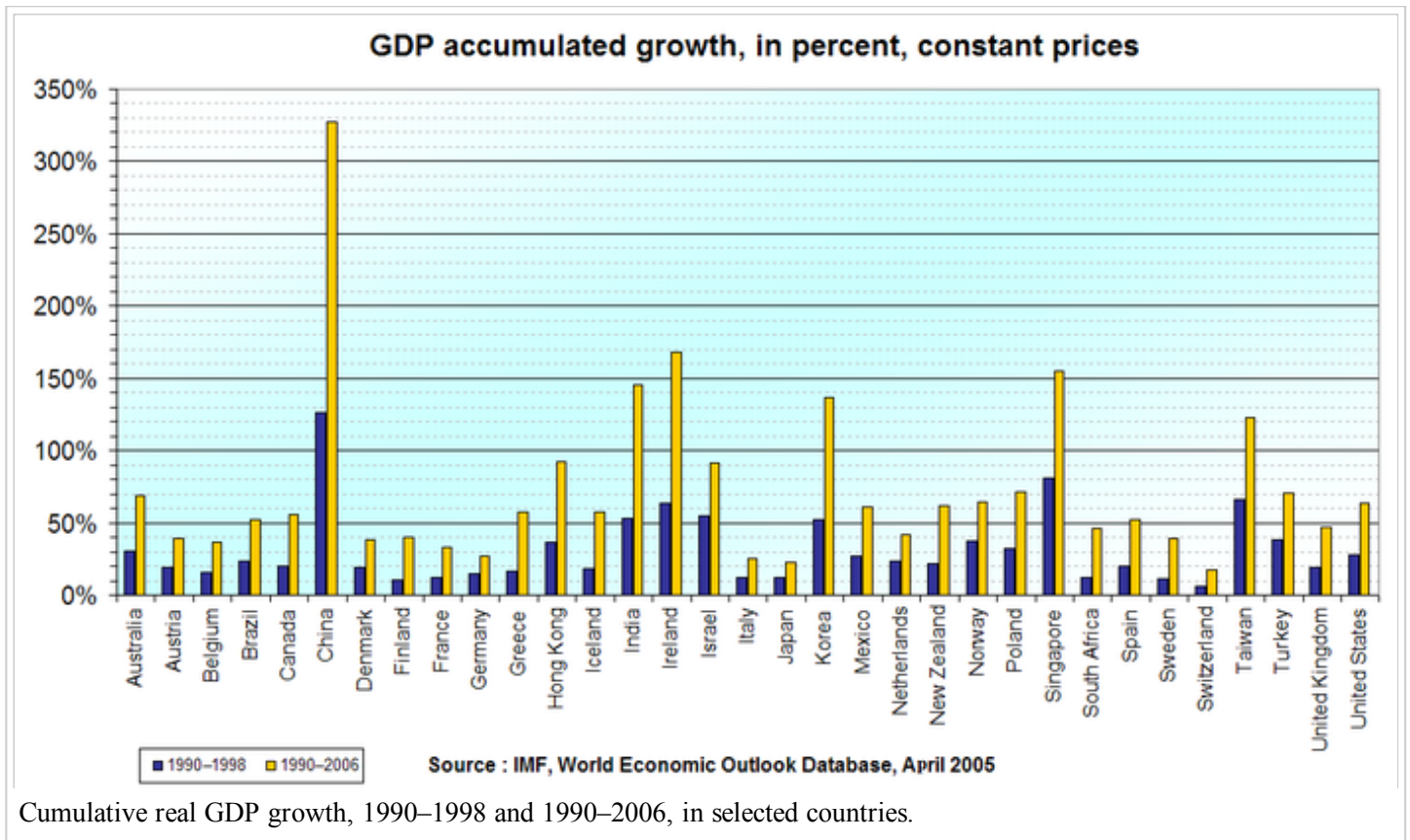
76	 Seychelles	3.70
77	 Saudi Arabia	3.60
77	 Peru	3.60
-	 <i>Curacao</i> ^[7]	3.60 (2012 est.)
77	 New Zealand	3.60
77	 Costa Rica	3.60
77	 Republic of Ireland	3.60
-	 <i>Sint Maarten</i> ^[8]	3.90
82	 Vanuatu	3.50
82	 Taiwan	3.50
82	 Saint Kitts and Nevis	3.50
82	 South Korea	3.50
-	 <i>Montserrat</i> ^[9]	3.50 (2008 est.)
82	 Morocco	3.50
87	 Macedonia	3.40
87	 Guatemala	3.40
87	 Oman	3.40
90	 Suriname	3.30
90	 Guyana	3.30
90	 Mauritius	3.30
93	 United Kingdom ^[10]	3.20
93	 Marshall Islands ^[11]	3.20
93	 Poland	3.20
93	 Afghanistan	3.20
93	 Armenia	3.20
98	 Zimbabwe	3.10
-	 <i>Greenland</i> ^[12]	3.00
99	 Kiribati	3.00
99	 Lithuania	3.00
99	 Madagascar	3.00
-	 <i>Hong Kong</i> ^[13]	3.00
99	 Sudan	3.00
99	 Turkey	3.00
-	 <i>American Samoa</i> ^[14]	3.00 (2003)
99	 Jordan	3.00
99	 Honduras	3.00
99	 Singapore	3.00
107	 Iceland	2.90
-	 <i>Faroe Islands</i> ^[15]	2.90 (2010 est.)

108	 Tunisia	2.80
108	 Hungary	2.80
108	 Uruguay	2.80
-	 <i>New Caledonia</i> ^[16]	2.80
108	 Australia ^[17]	2.80
112	 Kosovo	2.70
112	 Luxembourg	2.70
112	 Latvia	2.70
115	 Guinea-Bissau	2.60
115	 Somalia	2.60 (2010 est.)
117	 Liberia	2.50
117	 Guinea	2.50
117	 Czech Republic	2.50
117	 Israel	2.50
121	 Tonga	2.40
121	 Romania	2.40
121	 Mexico	2.40
-	 <i>Aruba</i> ^[18]	2.40 (2005 est.)
121	 Slovakia	2.40
121	 United States ^[19]	2.40
126	 Lebanon	2.30
126	 Canada	2.30
126	 Trinidad and Tobago	2.30
126	 Montenegro	2.30
130	 Egypt	2.20
-	 <i>Isle of Man</i> ^[20]	2.20 (2012)
130	 Malta	2.20
130	 Tuvalu	2.20
133	 Swaziland	2.10
133	 Albania	2.10
133	 Sweden	2.10
-	 <i>US Virgin Islands</i> ^[21]	2.00
136	 Belize	2.00
136	 Samoa	2.00
136	 Chile	2.00
136	 Eritrea	2.00
140	 Yemen	1.90
140	 Antigua and Barbuda	1.90
142	 Liechtenstein	1.80

142	 Norway	1.80
142	 Palau ^[22]	1.80
-	 <i>Guernsey</i> ^[23]	1.80 (2013 est)
142	 Moldova	1.80
146	 Saint Vincent and the Grenadines	1.70
146	 El Salvador	1.70
-	 <i>Cayman Islands</i> ^[24]	1.70
148	 Denmark ^[25]	1.50
148	 Iran	1.50
150	 Germany	1.40
150	 Kuwait	1.40
150	 South Africa	1.40
150	 Slovenia	1.40
150	 Bulgaria	1.40
150	 Dominica	1.40
-	 <i>European Union</i> ^[26]	1.40
-	 <i>Guam</i> ^[27]	1.30 (2002-2010 average est.)
156	 Japan	1.30
156	 Spain	1.30
-	 <i>British Virgin Islands</i> ^[28]	1.30 (2010 est.)
156	 Switzerland	1.30
156	 Cuba	1.30
160	 The Bahamas	1.20
160	 Estonia	1.20
162	 Jamaica	1.10
162	 Grenada	1.10
164	 Bosnia and Herzegovina	1.00
164	 Thailand	1.00
164	 Portugal	1.00
-	 <i>Cocos (Keeling) Islands</i> ^[29]	1.00 (?)
164	 Central African Republic	1.00
164	 Cape Verde	1.00
164	 North Korea	1.00 (2013 est.)
164	 Austria	1.00
164	 Belgium	1.00
172	 Belarus	0.90
173	 Netherlands ^[30]	0.60
173	 Greece	0.60
173	 Federated States of Micronesia ^[31]	0.60

176	 West Bank	0.50
176	 Russia	0.50
178	 France ^[32]	0.40
179	 Brazil	0.30
180	 Solomon Islands	0.10
-	 <i>Cook Islands</i> ^[33]	0.10 (2005 est.)
182	 San Marino	0.00
183	 Italy	-0.20
183	 Finland	-0.20
-	 <i>Jersey</i> ^[34]	-0.30 (?)
185	 Iraq	-0.50
185	 Serbia	-0.50
187	 Barbados	-0.60
188	 Croatia	-0.80
189	 Saint Lucia	-1.10
190	 Andorra	-1.60 (2012 est.)
191	 Argentina	-1.70 (2012 est.)
192	 Equatorial Guinea	-2.50
193	 Venezuela	-3.00
194	 Cyprus	-3.20
-	 <i>Bermuda</i> ^[35]	-3.50 (2011 est.)
-	 <i>French Polynesia</i> ^[36]	-4.20 (2009)
-	 <i>Puerto Rico</i> ^[37]	-5.80 (2010 est.)
195	 Ukraine	-6.50
-	 <i>Anguilla</i> ^[38]	-8.80 (2009 est.)
196	 South Sudan	-12.30
197	 Gaza Strip	-15.00
198	 Libya	-19.80

Cumulative real growth



Cumulative real GDP growth, 1990–1998 and 1990–2006, in selected countries.

See also

- Economic growth
- GDP

References and Notes

1. <https://www.cia.gov/library/publications/the-world-factbook/rankorder/2003rank.html>
2. Macau is a Special Administrative Region of China
3. The Turks and Caicos Islands are an overseas territory of the United Kingdom
4. Growth rate represents growth in the mainland PRC only and does not include the Republic of China (Taiwan) or special administrative regions of Hong Kong and Macau
5. Niue is in free association with New Zealand
6. Gibraltar is an overseas territory of the United Kingdom
7. Curacao is a constituent country of the Kingdom of The Netherlands
8. Sint Maarten is constituent country of the Kingdom of The Netherlands
9. Montserrat is a overseas territory of the United Kingdom
10. Growth rate represents growth in Great Britain and Northern Ireland only and does not factor in any growth in British overseas territories and dependencies
11. Marshall Islands is in free association with the United States
12. Greenland is a constituent country of the Kingdom of Denmark
13. Hong Kong is a Special Administrative Region of China
14. American Samoa is an unincorporated territory of the United States
15. The Faroe Islands is a constituent country of the Kingdom of Denmark
16. New Caledonia is an overseas collectivity of France
17. Growth rate does not factor in any growth in Australian overseas territories and dependencies
18. Aruba is a constituent country of the Kingdom of The Netherlands
19. Growth rate represents growth in the 50 states only and does not factor in any growth in any United States territories.
20. The Isle of Man is a Crown dependency of the United Kingdom
21. The US Virgin Islands are an insular area of the United States
22. Palau is in free association with the United States

23. Guernsey is a Crown dependency of the United Kingdom
24. The Cayman Islands is an overseas territory of the United Kingdom
25. Growth rate represents growth in mainland Denmark only and does not factor in growth in Greenland or the Faroe Islands
26. The European Union is a political and economic union of 28 member states
27. Guam is an unincorporated territory of the United States
28. The British Virgin Islands are a British Overseas Territory
29. The Cocos (Keeling) Islands are an external territory of Australia
30. Growth rate represents growth in the country Netherlands only and does not factor in any growth in Dutch overseas possessions or other constituent countries of the Kingdom of the Netherlands
31. The Federated States of Micronesia is in free association with the United States of America
32. Growth rate represents growth in Metropolitan France only and does not factor in any growth in French overseas countries, departments, and territories
33. The Cook Islands are in free association with New Zealand
34. Jersey is a Crown dependency of the United Kingdom
35. Bermuda is an overseas territory of the United Kingdom
36. French Polynesia is a collectivity of France
37. Puerto Rico is a territory of the United States
38. Anguilla is an overseas territory of the United Kingdom

External links

- Economic information by country (<http://www.viewswire.com/index.asp?layout=VWAllCountryVW3&rf=0>)
- Economics focus: Grossly distorted picture (http://www.economist.com/finance/PrinterFriendly.cfm?story_id=10852462) From March 13, 2008, The Economist print edition. Sub-title "If you look at GDP per head, the world is a different—and, by and large, a better—place"
- World Map and Chart of GDP Annual Growth % (<http://lebanese-economy-forum.com/wdi-gdf-advanced-data-display/?curve=NY-GDP-MKTP-KD-ZG>) by Lebanese-economy-forum, World Bank data

Retrieved from "https://en.wikipedia.org/w/index.php?title=List_of_countries_by_real_GDP_growth_rate&oldid=689928165"

Categories: Lists of countries by GDP-based indicators

-
- This page was last modified on 10 November 2015, at 06:59.
 - Text is available under the Creative Commons Attribution-ShareAlike License; additional terms may apply. By using this site, you agree to the Terms of Use and Privacy Policy. Wikipedia® is a registered trademark of the Wikimedia Foundation, Inc., a non-profit organization.